


DR. VITHALRAO VIKHE PATIL FOUNDATION'S
MEDICAL COLLEGE & HOSPITAL



**DEPARTMENT OF
OBSTETRICS & GYNAECOLOGY**

**DEPARTMENTAL
PROFILE**

INDEX

Sr. No.	Information	Page No.
1	Introduction	1
2	Vision Mission	2
3	Best Practices	3
4	Department Staff, Teaching Staff, Non-Teaching staff	4
5	Academics	8
6	UG And PG Toppers	11
7	The Department	13
8	Specialty Clinics	20
9	Additional Responsibility	33
10	Innovative Teaching Learning method	36
11	Award and Recognitions of Faculty	37
12	Guest Lecture / CME / Conferences / Workshops Conducted & Attended by the Department	42
13	Publications of Faculty	47
14	Books / Chapters Contributed by Faculty , Intellectual property (Patents) of Faculty	53
15	Paper and Posters Presented at Various Conferences by Faculty	54
16	Graphical representation Of Publication	65
17	Research Project Completed by PG Student	66
18	Resource Person /Faculty /Guest Speaker for Various Conferences Seminars/Workshops	70
19	Activity Calendar	74
20	Extracurricular Activity	78
21	OPD/IPD data of obstetrics & gynecology	79
22	Special Features of Department, Future Scope of Department	83

INTRODUCTION

Over the years the department has grown keeping pace with the ever increasing advances in the field of medicine. Currently the department has a state of the art set up and expertise in patient management. In addition to providing the latest in patient care, the department maintain a high standard of research and also train the young doctors to become experts in the field. Presently we have 120 beds, two well-equipped operation theatres, a 15 bedded high dependency unit, a well-equipped Labour room and separate obstetrics and gynecology wards.

Facilities/ Services provided: Colposcopy, laparoscopy and hysteroscopy, Cardiotocography, Intra Uterine Insemination, IVF, Ultrasonography with TVS probe.

The services we provide for patient care and training include Antenatal and Post natal care to normal and high risk pregnancies, Major and minor obstetric and gynecological surgery, Laparoscopic and hysteroscopic surgery, Oncology screening and management, Infertility management and IVF center, Family planning services.

VISION & MISSION

Vision

- Empowering women to achieve healthier lives.

Mission

- Promote the highest standard of obstetric, gynecologic, and reproductive health through personalized clinical care based on the latest research and innovation.
- Create future leaders in obstetric, gynecologic, and reproductive health and enhance life-long learning for all health professionals in our community through thoughtful and innovative education.
- Conduct research that provides evidence to expand the boundaries of our knowledge, and to inform the practice and improve the quality of obstetric, gynecologic, and reproductive healthcare.

BEST PRACTICES

1. Implementation of respectful maternity care.
2. Safe abortion care services
3. Excellent Quality high risk obstetrics case with facility with high risk dependency unit
4. Advance laparoscopy Services
5. Gynecological cancer surgeries
6. Fully functioning Minor OT For minor Surgical Procedure
7. Advance fertility treatment with IVF Center
8. Gynecological Cancer Detection Services e.g. Colposcopy clinic Pap smear, Biopsy etc.
9. Library with rich collection of Indian as well as foreign author books.
10. More than 100 clinical specimens with description in Museum
11. Computer Aided teaching and use of videos, animations in regular teaching.
12. Regular conducted of UG seminars as a self-directed learning.
13. Use of skill lab simulator & clinical drills in teaching.

DEPARTMENT STAFF



(No. of Beds: 120)

Unit wise Distribution

Sr. No.	Unit – I (30 Beds)	Unit – II (30 Beds)	Unit – III (30 Beds)	Unit – IV (30 Beds)
01	Dr. Aher G. S. Professor & Head	Dr. Shinde S. A. Professor	Dr.Mrs.Solunke A. A. Asso. Professor	Dr. Mrs. Shinde U. S. Asso.Professor
02	Dr. Mrs. Garud P. P. Asso. Professor.	Dr.Zende P. P. Asso.Professor	Dr. Mrs. Shaikh R. N Asso. Professor	Dr. Gade P. R. Asst.Professor
03	Dr. Mrs.Bhalerao S. N. ANMO cum Lecturer	Dr.Hodshil S. S. Asst.Professor	Dr.Mrs. Chaudhari K. P. Asst.Professor	Dr.Ms. Misal A. A. Asst.Professor
04	Dr. Gugale A. V. Asst.Professor	Dr.Ingale P. R. Asst.Professor	Dr. Mishra C. D. M&CWO cum Lecturer	--
05	Dr. Ghogare R. B. Sr.Resident	Dr.Sonawane A. S. Sr.Resident	Dr.Mrs.Hoshing S. A. Sr.Resident	Dr. Karde A. H. Sr. Resident
06	Dr. Ms. Kharbe M. D. Sr.Resident	Dr.Mrs.Zawar D. A. Sr.Resident	---	---
07	Dr. Ahmed Iffat Wakeel Resident	Dr.Ms.Vazifdar S. K. Resident	Dr.MS.Bavache A. B. Resident	Dr.Ms. Barde K. P. Resident
08	---	---	Dr.Waiker S. H. Resident	Dr.Ms. pawar M. D. Resident

TEACHING STAFF

Sr. No.	Name	Designation
1	Dr. Aher G. S.	Professor & Head
2	Dr. Shinde S. A.	Professor
3	Dr. Mrs. Solunke A A	Asso. Prof.
4	Dr. Mrs. Shaikh R. N.	Asso. Prof.
5	Dr. Mrs. Garud P. P.	Asso. Prof.
6	Dr. Zende P. P.	Asso. Prof.
7	Dr. Mrs. Shinde U. S.	Asso. Prof.
8	Dr. Mishra C. D.	M & CWO Cum Lect.
9	Dr. Hodshil S. S.	Asst. Prof.
10	Dr. Mrs. Chaudhari K. P.	Asst. Prof.
11	Dr. Gade P. R.	Asst. Prof.
12	Dr. Mrs. Bhalerao S. N.	ANMO Cum Lect. Asst. Prof.
13	Dr. Gugale A. V.	Asst. Prof.
14	Dr. Ingale P.R.	Asst. Prof.
15	Dr. Ms. Misal A. A.	Asst. Prof.
16	Dr. Ghogare R.B.	Sr. Resident
17	Dr. Sonawane A. S.	Sr. Resident
18	Dr. Mrs. Hoshing S. A.	Sr. Resident
19	Dr. Karde A. H.	Sr. Resident
20	Dr. Ms. Kharbe M. D.	Sr. Resident
21	Dr. Mrs. Zawar D. A.	Sr. Resident
22	Dr. Ahmed Iffat Wakeel	Resident
23	Dr. Ms. Vazifdar S. K.	Resident
24	Dr. Ms. Bavache A. B.	Resident
25	Dr. Ms. Barde K. P.	Resident
26	Dr. Waikar S. H.	Resident
27	Dr. Ms. Pawar M. D.	Resident

NON-TEACHING STAFF

Sr. No	Nomenclature	Name(s) of staff members
1	Antenatal Medical Officer-cum-Assistant Professor	Dr. Bhalerao Sharayu
2	Maternity and Child Welfare Officer-cum-Asst. Professor	Dr. Mishra C. D.
3	Social Worker	Ms. Kale V. B. Ms. Kale S.B.
4	Technical Assistant	-
5	Technician	Ms. Pawar S. S. , Ms. Satpute S.B.
6	Lab Attendants	Mangal Tribhuvan
7	Stenographer	Ms. Waghmare S.V.
8	Record Clerk	Gayatri Kahar
9	Store Keeper	Ms. Dake S.S.
10	Any other Category	--

List of HOD's

Sr. No	Name Of the HOD	Duration	
		From	To
1	Dr. Aher G.S	01/2003	04/2006
2	Dr.Gurde N. G.	05/2006	07/2007
3	Dr. Aher G.S	07/2007	03/2009
4	Dr.Panigrahi P.P.	04/2009	09/2012
5	Dr. Aher G.S	09/2012	11/2012
6	Dr.Gurde N. G.	12/2012	04/2013
7	Dr.Rath S.K	05/2013	09/2016
8	Dr. Aher G. S	10/2016	Till Date

ACADEMICS

1. Course offered (UG, PG, Ph.D., Diploma, Certificate and other training programme, STC & STTPs), intake, enhancement in intake year of establishment.

Sr no	Name of the course	Intake	Year of starting
1	MBBS	150	2004
2	MBBS	200	2021
3	M.S. Obstetrics & Gynaecology	2	2011
4	M.S. Obstetrics & Gynaecology	3	2013

1) Details of curriculum/syllabus of the subject as per regulatory bodies –as on this day

MBBS Course-

- As per MUHS guidelines
- Lectures-130 hrs
- Tutorials & revision-170 hrs
- Bedside clinics-468 hrs
- Internal assessment examination-3
- Final examination taken by university
- After passing final examination student has to finish 365 days rotatory compulsory internship

1. Details of curriculum/syllabus of the subject as per regulatory bodies –as on this day

MS OBGY Course-

- As per MUHS guidelines
- Student has to finish three years of residency
- Preliminary examination
- Final examination taken by university



UG AND PG TOPPERS

List of M.B.B.S. (UG) Toppers

Sr. No.	Year	Name of Topper	Marks Obtain	Percentage	Subject Result
1	Nov.2008	Jain Pratik	140/200	70%	95%
2	Nov.2009	Bendale Sandeep	147/200	73.5%	97.61%
3	Nov.2010	Harbade Rishit	133/200	66.5%	89.18%
4	Nov.2011	Wadke Sruti	131/200	65.5%	83.77%
5	Nov2012	Pandit Payal	134/200	67%	85.71%
6	Nov.2013	Rahul Mishra	143/200	71.5%	95.34%
7	Nov 2014	Telang Bhushan	162/200	81%	93.42%
8	Nov 2015	Kanakiya Apeksha Mukesh	153/200	76.5%	93.93%
9	Nov 2016	Modak Aditya Prasad	143/200	71.5%	88.03%
10	Nov 2017	Haral Saurabh Ramdas	143/200	71.5%	88.32%
11	Nov 2018	Hakim Yusuf Shaikhadam	150/200	75%	86.70%
12	Nov 2019	Kamath Aditya Ganesh	150/200	75%	95.48%
13	April 2021	Kshirsagar Trisha Anay	149/200	74.5%	95.15%

LIST OF M.S. OBST & GYN. (PG) TOPPERS

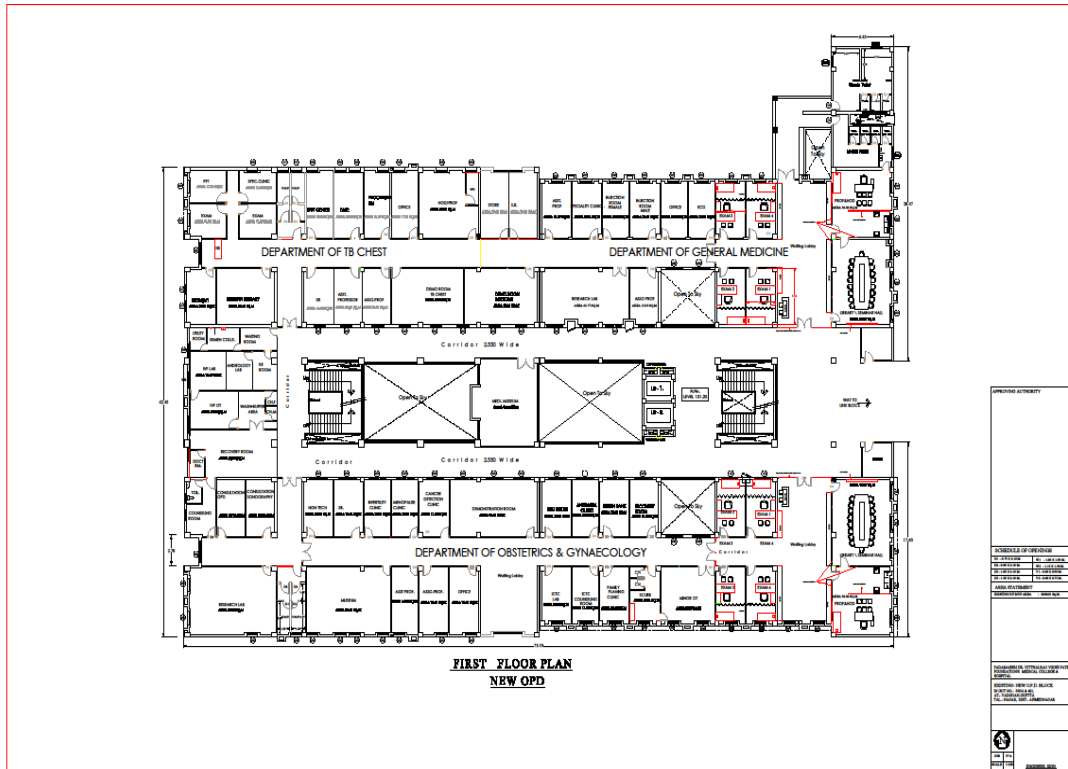
Sr. No	Year	Name of Topper	Marks Obtain	Percentage
1	Summer 2014	Akash Surana	452 / 800	56.5%
2	Summer 2015	Patil Suvarna Gajanan	541/800	67.62%
3	Summer 2016	Harne Mukti Suresh	492/800	61.5%
4	Summer 2017	Karale Kalika Kiran	536/800	67%
5	Summer 2018	Tidkhe Pallavi Walmik	486/800	60.75
6	Summer2019	Reelker Purva Vijay	528/800	66.00%
7	Summer 2020	Pradnya Dongargaonkar	570/800	71.25%
8	Summer 2021	Rajmane Shantanu Hanumant	461/800	57.62%

THE DEPARTMENT HAS

- Department Has 120 bed in that, 60 Beds for Obstetrics & 60 beds for Gynecology.
- 15 Bedded High dependency care unit with maternal ICU.
- 1 Minor OT & 2 Major Operation Theatres (Obstetrics & Gynecology),
- Antenatal Care Unit, Postnatal Care Unit, Special clinics, Neonatology Unit and Emergency Operation Theatre,
- Laparoscopic & hysteroscopic operatives facilities are also available.

ARCHITECTURE

OPD



Labor Room

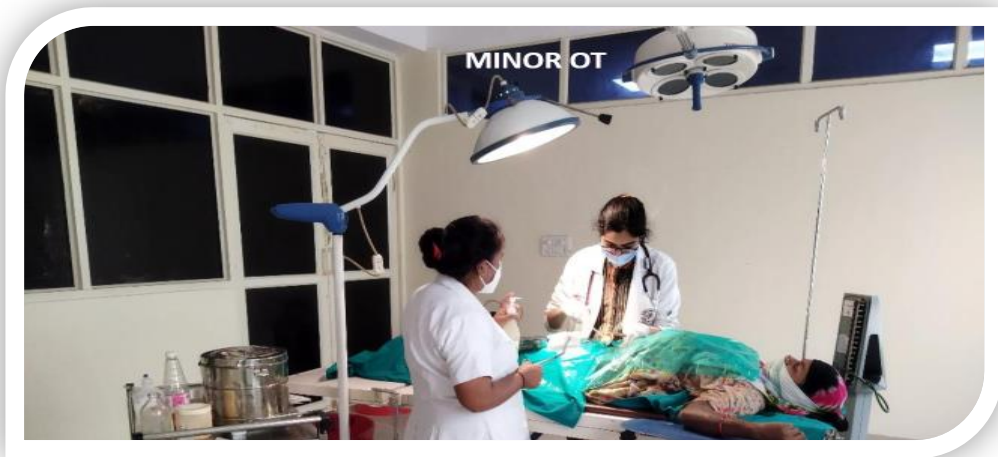




OFFICE ACCOMMODATION

- a) Professor and HOD : 36 Sq. Mtrs.
- b) Associate Professors/s : 18 Sq. Mtrs. X 2 Rooms
- c) Asst. Professors/s : 18 Sq. Mtrs. X 3 Rooms
- d) Registrars/Sr. Residents : 18 Sq. Mtrs. X 3 Rooms
- e) Jr. Residents : 18 Sq. Mtrs.
- f) Non-teaching & Clerical staff : 18 Sq. Mtrs.

OPD



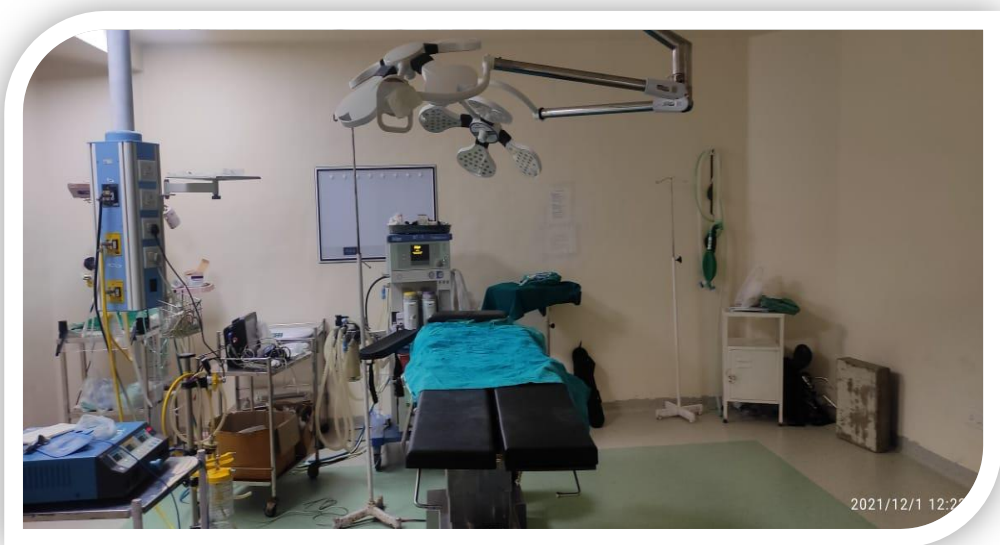



❖ **Procedures performed (MINOR OT)**

- Colposcopy
- Cervical biopsy
- CuT insertion
- CuT removal
- Suture removal
- Dilatation and curettage
- Suction and evacuation
- Cyst excision
- Cryotherapy
- Resuturing

Major OT:

2. Lower Segment Caesarean section
3. Hysterectomy
4. Hysterotomy
5. Myomectomy
6. Hysteroscopy
7. Vaginal Hysterectomy
8. Sling Surgery
9. Tubal ligation
10. Laparoscopic Surgeries
11. Wertheim Surgery



SPECIALITY CLINICS

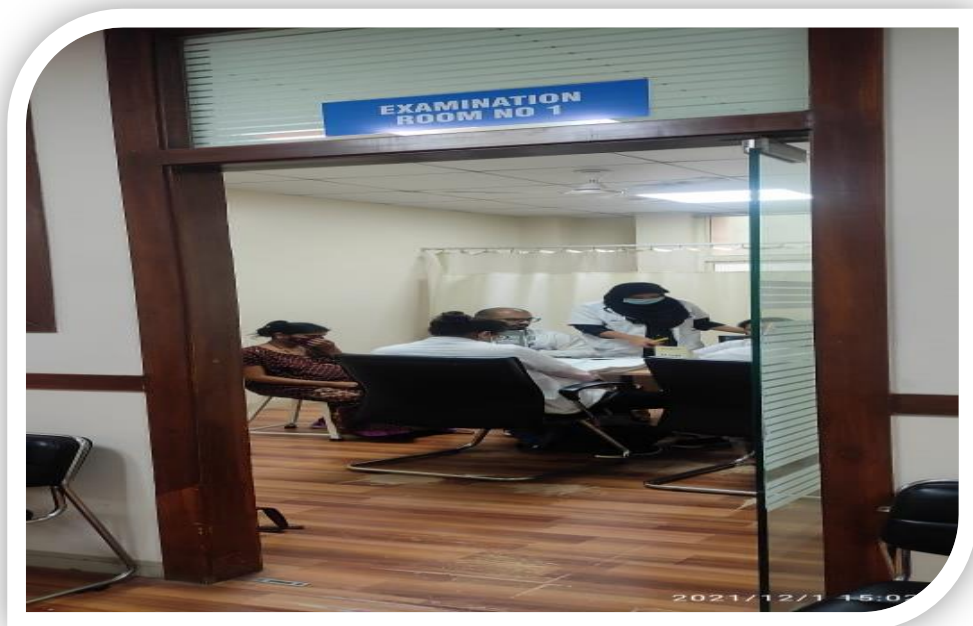
Sr. No.	FACILITIES AVAILABLE	Days
1	Antenatal Clinic	Monday To Saturday 06 day
2	Family Welfare Clinic	(Monday to Friday 05 days)
3	Postnatal Clinic	Monday To Saturday : 06 days
4	Infertility clinic	Monday to Saturday: 2 day
5	Cancer detection clinic	Friday & Saturday : 2 days

1) Antenatal Clinic:

Antenatal clinic facility comprises of

1. Registration of pregnancy
2. History taking
3. Antenatal examination
4. Laboratory investigations
5. Health education

Objective of ANC clinic is to ensure a normal pregnancy with delivery of healthy baby from a healthy mother.



2) Family Welfare Clinic:

Services render under the family welfare are:


- 1) Antenatal registration
- 2) Immunization
- 3) Screening of high risk pregnancy and follow-up
- 4) Anemia correction
- 5) Intranatal care, emergency obstetrics services, postnatal care, newborn care
- 6) Family welfare services
- 7) Family planning services
- 8) MTP services
- 9) Microsergeries(recanalization, infertility)
- 10) Cancer screening: pap smear test



3) ICTC Counseling Room:

We provide integrated counseling and testing center under national Aids control organization.in which main functions of ICTC are:

- 1) Conducting HIV diagnostic tests.
- 2) Providing basic information on the mode of HIV transmission, and promoting behavioural change to reduce vulnerability.
- 3) Link people with other HIV prevention, care and treatment services.




4) Infertility clinic: fertility facility Available

- 1) Ovulation induction
- 2) IUI
- 3) IVF
- 4) ICSI
- 5) Egg/sperm Donation
- 6) Embryo donation/Adoption



5) Research Lab


- 1) Simulation mannequins for demonstrating and understanding mechanism of labour.
- 2) Endotrainers for practicing hand eye coordination for laparoscopic surgery.
- 3) Research articles and publications available to update students with regards to various types of researches pertaining to the subject and updating current knowledge.





6) Ultra Solography Room:

We provide Ultra Solography Facility to ANC patients in which dating Scan, anomaly scan, and fetal wellbeing scan are included. USG with TVS probe is available.



7) Post Natal Clinic:

Major Purpose of Post-Partum and Postnatal Care are to maintain and promote the health of the woman and her baby and to foster an environment that offers help and support to the extended family and community for a wide range of related health and social needs.



LIBRARY FACILITIES (DEPARTMENT AND CENTRAL, E LIBRARY)-

a) Library: YES

Space: 36 m²

No. of books: 120

No. of journal: National: 1 | International: 2

b) Internet facilities for staff and students: YES



MUSEUM- YES, NUMBER OF SPECIMENS-110

Museum at the Department and no. of specimen, charts, Modules etc.

- Specimens-110
- Charts-35
- Modules-15





SYRINGE SUCTION DRAINAGE SYSTEM

INTRODUCTION -

Caesarean section -most common operation in modern obstetrics.¹

Complications -Sepsis, wound dehiscence and seroma formation.²

These complications are higher in obese patients.

Seroma formation --> abscess formation, calcification of the seroma, poor cosmetic result with unsatisfactory appearance of the surgical scar, increase in hospital stay and increased morbidity.^{3,4}

Negative suction in subcutaneous space has shown to reduce the incidence of infection by evacuation of collected fluid, improve the healing capacity of the wound by reducing the bacterial load.⁵

AIM -

To study the efficacy of the syringe suction drainage system for prevention of subcutaneous seroma formation as compared to abdominal closure without a drain.

OBJECTIVES -

- I) To observe the efficacy of the syringe suction drainage system for subcutaneous drainage to prevent seroma formation after caesarean section.
- II) To study the cost effectiveness of the syringe suction drainage system.

DISCUSSION -

In a study conducted by Bindal J et al in 2017 on a group of 50 patients where drain was not used the incidence of seroma formation was found to be 26% and out of the 50 patients in whom drain was used the incidence of seroma formation was found to be 10%.² These findings were found to be comparable to our study.

The syringe suction drainage system reduces post op seroma formation therefore reducing the pain and morbidity in the patient. This in turn prevents prolonged hospital stay and its further financial burden on the patient.

The syringe suction drainage system is cost effective as compared to others commonly used like Romovac, Redivac, Tenrose, Flexivac drainage systems. The cost of an arrangement is approximately Rs 60 i.e. less than ten times the cost of the others. It is simpler to operate, easily available even at PHCs and therefore very suitable for a rural hospital setting.

REFERENCES

1. Ferraro F, Piselli P, Pittalis S, Ruscitti LE, Cimaglia C, Ippolito G, Puro V. Surgical site infection after caesarean section: space for post-discharge surveillance improvements and reliable comparisons. *New Microbiol.* 2016 Apr 1;39(2):134-8.
2. Bindal J. A clinical study to compare drain versus no drain in post cesarean section. *Int J Reprod Contracept Obstet Gynecol.* 2017 Sep;6(9):3903-3906.
3. Aksamija G, Mulabdic A, Rasic I, Aksamija L. Evaluation of risk factors of surgical wound dehiscence in adults after laparotomy. *Medical Archives.* 2016 Oct;70(5):369.
4. Manzoor B, Heywood N, Sharma A. Review of subcutaneous wound drainage in reducing surgical site infections after laparotomy. *Surgery research and practice.* 2015;2015.
5. Khan AQ, Kodalkar M. Role of Negative Suction Drain in Subcutaneous Plane in Reducing Laprotomy Wound Infection. *International Journal of Science and Research.* 2016 Jan;5(1):692-4.

MATERIALS AND METHODS:

Type: Prospective interventional study

Study setting: Dept of OBGY

Study Population: Women undergoing caesarean section

Inclusion criteria:

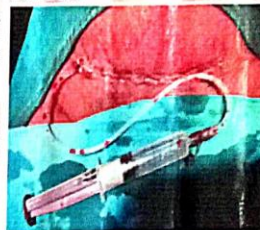
- Patients delivering by Caesarean section.
- Pregnant patients with a BMI >30 kg/m².
- Subcutaneous tissue thickness more than 2 cm.

Exclusion criteria

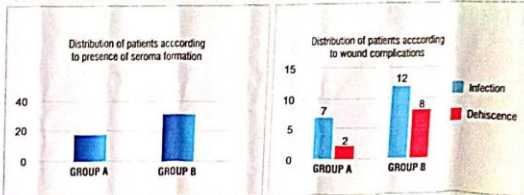
- Vertical incision
- Co-morbidities affecting seroma formation like diabetes mellitus, anaemia.
- Patients on immune suppressive drugs.

Sample Size N=100

100 patients were included in the study. They were divided into two groups. In Group A our syringe suction drainage system was used while in group B no drain was used. Both groups were given the same pre and post op antibiotic prophylaxis and standard care was maintained.



SYRINGE SUCTION DRAINAGE SYSTEM



CONCLUSION - The use of negative suction drainage in subcutaneous space post caesarean section in obese women reduces the incidence of postop seroma formation. The syringe suction drainage system is an efficient and cost effective drain for this purpose.

A RARE CASE OF SEX DIFFERENTIATION-ANDROGEN INSENSITIVITY SYNDROME

Dr Iffat Ahmed*, , Dr Suhas Shinde**, Dr.Gautam Aher*** Resident*, Professor**, HOD & Professor***

Department of Obstetrics and Gynaecology, Dr. Vitthalrao Vikhe Patil Foundation's Medical College and Memorial Hospital

INTRODUCTION

Sex differentiation is gonadal development only in males¹.

XY zygote -> bipotential gonad -> testis -> active androgen -> male phenotype².

X linked disorder | mutation affecting androgen receptor gene³.

2 types Complete and Partial | family history more common in complete androgen insensitivity⁴.

CASE REPORT

18 yr girl | C/O Primary amenorrhoea and swelling in inguinal region on both sides since birth.

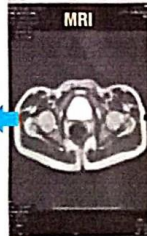
P/A- bilateral solid movable inguinal mass suggestive of testis

Androgen Insensitivity syndrome with Ectopic testis confirmed after Abdominal Ultrasound ,MRI, Karyotyping and Histopathological examination of inguinal mass.

Management -gonadectomy (orchidectomy) and appropriate sex hormone replacement later.

INTRA OP:

Presence of atrophied testis in bilateral inguinal area with normal spermatic cords. uterus and ovaries were absent



MRI pelvis: Uterus and Ovaries: Absent
Right testis [37x22 mm] and left testis [32x24 mm] are seen in respective inguinal region - superficially and have prominent veins

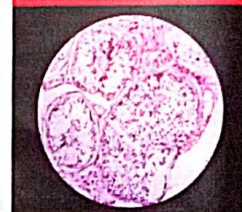
ON INSPECTION



Histopathological finding

Consistent with testis with Sertoli cells only syndrome in the setting of androgen insensitivity syndrome

HISTOPATHOLOGICAL FINDING



REFERENCES

1. Malipatil V, Malipatil P, Chaitanya VM. Androgen insensitivity syndrome, a case report and literature review. *Int J Res Med Sci* 2016;4:1830-3.
2. Hughes IA, Werner R, Bunch T, Hiort O. Androgen insensitivity syndrome. In *Seminars in reproductive medicine* 2012 Oct (Vol. 30, No. 05, pp. 432-442). Thieme Medical Publishers
3. Chauhan P, Rani A, Singh SK, Rai AK. Complete Androgen Insensitivity Syndrome due to Mutations in the DNA-Binding Domain of the Human Androgen Receptor Gene. *Sexual Development*. 2018;12(6):269-74.
4. Viner RM, Teoh Y, Williams DM, Patterson MN, Hughes IA. Androgen insensitivity syndrome: a survey of diagnostic procedures and management in the UK. *Archives of disease in childhood*. 1997 Oct 1;77(4):305-9.

CONCLUSION:

A karyotype is essential in infants with hernias. Further attention to genetic counselling is needed for complete AIS patients to improve case ascertainment in subsequent generation. Virtually all CAIS individuals identify themselves as females, because virilisation is unattainable.

Brenner Tumor Of Ovary: An incidental finding

Dr Aprna Bavache*, Dr Urmila Gawali**, Dr.Gautam Aher*** Resident*, Professor**,HOD & Professor***

Department of Obstetrics and Gynaecology, Dr. Vitthalrao Vikhe Patil Foundation's Medical College and Memorial Hospital

INTRODUCTION: Brenner tumor is rare ovarian tumor that is part of surface epithelial group of ovarian neoplasm. Average age at presentation is 50 yrs with 71% of patient being more than 40yrs. It constitute 1.4 to 2.5% of all ovarian tumors and has predilection for post menopausal woman. Most of them are benign and less than 5% are proliferating or borderline.² on imaging studies brenners tumors are generally similar to those solid masses such as fibroma, fibrothecoma, leiomyoma.³

CASE REPORT :

• 48 yr old P2L1D1 postmenopausal since 4years presented with lump in abdomen since 6 months, associated with pain and abdominal discomfort.
• On examination mass of 24 weeks was palpable which was, mobile, hard & non-tender.
• on per speculum examination, vaginal wall and cervix found to be normal.
• on pv uterus size can not be assessed separately from mass.
• Her CA125 level was 7.4U/ML & other investigatins were within normal limits. With all necessary investigations done patient was posted for exploratory laparotomy.

USG :

• Normal size uterus with B/L ovaries not visualised.
• e/o 16.8x7.8 cm well defined mixed ecogenic, heterogenous, solid lesion with few cystic areas along right lower lesion.
• Another lesion measuring 8.1x8.6x5cm seen in pelvis.

HISTOPATHOLOGICAL FINDING:

encapsulated tumor with islands and small group of epithelial cells resembling transitional cells.

the nuclei are round to oval showig intranuclear grooves i.e coffee bean nuclei. with abundant stoma s/o benign bilateral Brenner's tumour.

FLUID CYTOLOGY: No malignant cells seen

INTRA OPERATIVE FINDING:

Patient underwent exploratory laprotomy where two solid masses.

• Right measuring 15x10x8 cm.
• Left 8x6x4cm, were found which were hard in consistency.
• Specimen was sent for histopathological examination.

CT Findings:

• Reveled B/L solid ovarian masses, right measuring 14.7x9.8cm.
• left measuring 9.5x5.8cm.



Conclusion :

• Brenners tumor of ovary is a rare occurrence.
• Usually has predilection for post menopausal women.
• It is usually asymptomatic and most of the time it is an incidental pathological finding. Radical surgical excision is a preferred treatment.

References:


1. Hemalatha AL, Konanahalli P. Bilateral malignant Brenner tumor of ovary. J Obstet Gynecol India. 2005;55:81-2
2. Ziadi S, Trimeche M, Hammedi F, Hidar S, Sriha B, Mestiri S, et al. Bilateral proliferating Brenner tumor of the ovary associated with recurrent urothelial carcinoma of the urinary bladder. North Am J Med Sci. 2010;2:39-41.
3. Green GE, Mortelet KJ, Glickman JN, Benson CB. Brenner tumors of the ovary sonographic and computed tomographic imaging features. J Ultrasound Med. 2006;25:1245-51.

ADDITIONAL RESPONSIBILITY

1) Skill Birth attendance Training Program

Our Department has Participated in the Skilled birth attendance Training Program as per the government order .helping the government training the nursing Staff in emergency obstetrics care.

Thus, 12 Bathes have been trained by our department.

	जिल्हा रुग्णालय अहमदनगर, रुग्णालय प्रशिक्षण केंद्र, सिव्हील हॉस्पिटल कम्पाउंड, सिव्हील हॉस्पिटल, अ. नगर E-mail ID: htc_nagar@rediffmail.com दिनांक:- २८/०५/२०२१
वैद्यकीय अधिकारी, रुग्णालय प्रशिक्षण केंद्र कार्यालय दूरध्वनी क्रमांक: ०२०१-२८३०११३ जा.क्र./ SAB प्रशिक्षण/ १ /२१	


प्रति,
 मा. अधिष्ठाता
 पदमथी विठ्ठलराव विवे पाटील मेमोरियल हॉस्पिटल
 नगर मनमाड रोड विठ्ठल

विषय - SBA प्रशिक्षण साईट सुरु करण्याबाबत...

महोदय,

उपरोक्त विषयान्वये जिल्हा रुग्णालय अहमदनगर हे कोवीड रुग्णालय असल्याने प्रसूतीविभाग बंद आहे त्यामुळे उपकेंद्र, प्रा.आ.केंद्र, ग्रामीण रुग्णालय व उपजिल्हा रुग्णालय येथील आरोग्य सेविका व स्टाफ नर्सस यांचे प्रशिक्षण रुग्णालय प्रशिक्षण केंद्र अहमदनगर येथे घेता येत नाही. सन १९-२० या अर्थिक वर्षापासून प्रवरा मेडिकल कॉलेज लोणी येथे आमची सॅबसी साईट सुरु आहे. त्याप्रमाणेच आपल्या संस्थेत २१ दिवसाची सॅब साईट माहे ९ जून २०२१ मध्ये सुरु करावयाची आहे.

प्रवरा मेडिकल कॉलेज लोणी प्रमाणेच सॅब प्रशिक्षणासाठी या कार्यालयाकडून स्टेशनरी व साहित्य पुरवठा सदर संस्थेत करण्यात येईल. प्रशिक्षणासाठी प्रशिक्षकांचे मानधन प्रशिक्षणाच्या मार्गदर्शक सुचनेप्रमाणे अदा करण्यात येईल प्रशिक्षणार्थी यांचे दररोज २ वेळा चहा, १ वेळा नाश्ता व २ वेळेस जेवण असे पुरविण्याचे आहे त्यासाठी या कार्यालयाकडून मंजूर ई- टेंडर नुसार दिवसाचे प्रत्येक प्रशिक्षणार्थी र.रु.१३५/- याप्रमाणे मंजूर झालेला असून त्याप्रमाणेच पुरवण्यात यावा. प्रशिक्षणार्थी निवासी असल्यामुळे त्यांच्या निवासाची सोय करणे अपेक्षित आहे. शासनाच्या मार्गदर्शक सुचनेनुसार प्रति प्रशिक्षणार्थी प्रत्येक दिवसाचे र.रु.२०/- प्रमाणे निवासाची रक्कम आपल्या संस्थेत अदा करण्यात येईल. प्रशिक्षणाचा ओव्हर हेड आपल्या संस्थेत अदा करण्यात येईल.



 वैद्यकीय अधिकारी वर्ग १
 रुग्णालय प्रशिक्षण केंद्र अहमदनगर

प्रत माहिती सविनय सादर
 मा.उपसंचालक, आरोग्य सेवा, नाशिक मंडळ नाशिक.
 मा.जिल्हा शल्य चिकित्सक, जिल्हा रुग्णालय अहमदनगर.
 मा.जिल्हा आरोग्य अधिकारी, जिल्हा परिषद अहमदनगर.
 वैद्यकीय अधिकारी, जिल्हा प्रशिक्षण पथक, अहमदनगर.
 मा. प्राचार्य, क्षारीय व कुटूंब कल्याण प्रशिक्षण केंद्र नाशिक

Training Order 2020-21 Page 14.

Forwarded to Respected Dean Sir. for kind approval.
 Brief summary is mentioned on the back side.

To,
 Hon. Deputy Director Sir.
 For your kind approval.
 21/05/21

Dr. V.V.P.F.'s Medical College & Hospital, Ahmednagar Inward No: 20/07 Date: 02/06/2021	
---	---






INNOVATIVE TEACHING LEARNING METHOD

Participation in E-Library Resource Program



AWARD AND RECOGNITIONS OF FACULTY

Dist No.- 3132	RTN. AR. RAVIKIRAN DAKE PRESIDENT	RTN. AKASH SONAR SECRETARY	Club No.- 026625
 <p>ROTARY CLUB OF SHIRDI SAIBABA</p>  <p><small>ROTARY TO CHANGE LIVES</small></p>			
2021-22			
Rtn Majid Pathan Vice President			
Rtn Mehendra Kote Patil Join Secretary			
Rtn Nilesh Gangwal Treasurer			
Rtn Rajendra Kote Patil Club Trainer			
Board Of Director			
Rtn Pri. Dayanesh Dangesir			
Rtn Dr. Amar Deshmukh			
Rtn Dr. Pandurang Gunjal			
Rtn Dr. Madhukar Deshmukh			
Rtn Er. Abhay Dunakhe Sir			
Rtn Kiran Nene			
Rtn Dattatray Gondkar			
Rtn Er. Sharad Nimase			
Rtn Rajendra Gondkar			
Rtn Adv. Balasaheb Kote			
Rtn Vilas Kote Patil			
Rtn Gaurav Bhujbal			
Rtn Prajana Bhujbal			
Rtn Sunil Kote Patil			
Rtn Ushakiran Kotepatil			
Rtn Nanasahaeb Bothe			
Rtn Kishor Borawake			
Rtn Nikhil Borawake			
Rtn Satish vaijapurkar			
Rtn Akash Nagare			
Rtn Arvind Kote Patil			
Rtn Surendra Syal			
Rtn Kailas Autade Patil			
Rtn Kardile			
<u>CERTIFICATE</u>			
This is to state that Dr. Gautam Shantinath Aher Professor and Head department of obstetrics n Gynaecology, Dr. Vitthalrao Vikhe Patil Foundation's Medical College Ahmednagar has given his best services towards woman helth awarness in our area's. This is an letter of appreciation . Thanks			
 Rtn. Ar. Ravikiran Dake President 26/11/2021			



श्री गाडगे महाराज प्राथमिक आश्रम शाळा

राहुरी, ता. राहुरी जि. अहमदनगर (०२५२६) ४३२५२६.

मान्यता क्रमांक :- Government of Bombay, Education Department, EBC-2555 Dt. 29 Oct. 1988

Email :- gadgemaharajprathashuri@gmail.com

Website- http://www.gadgemaharajshuri.com



संस्थापक

श्री. श्री. संत गाडगे महाराज

कार्य

जन-सेवा
धर्मशाळा, सदावर्ती,
पाणपोया, गोरखण,
नवीकर घाट, विहिरी,
औषधालय, कुळसेवा,
ग्रामसफाई

जन-जागृती

वितर्न, भजन, संस्कार
केंद्र, संतसाहित्य
प्रकाशन व प्रचार,
असुख्यता निवारण प्रचार,
पक्षाघाती प्रचार, प्रार्थना

जीवन-शिक्षण

आदिवासी आश्रमशाळा,
भटवडा जमाती आश्रम
शाळा, भागासवणीय
मूलामूलीची वसतिगृहे,
विद्यालये, कन्याशाळा,
अनाथ महिलाश्रम,
बालमंदीर, सुधदाश्रम,
अनाथ बालसदन

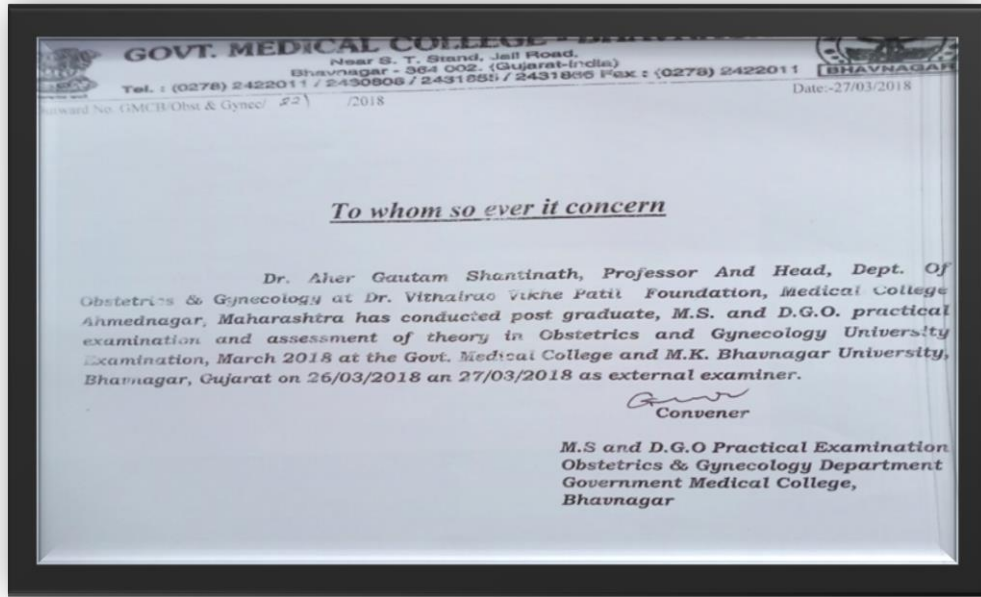
आवक क्र. - सप्त

दिनांक १८/८/२०११

उत्कृष्टसेवा प्रमाणपत्र

डॉ. गौतम झां. आर्देर मांणी श्री
गाडगे महाराज आश्रम शाळा राहुरी जि.
अहमदनगर येथील विवासी आश्रम शाळेमध्ये
मुलींसाठी सन २००८ पासून डेलेच्या उत्कृष्ट
सेवेबद्दल आणि शाळाच्या मुलींच्या आरोग्यासाठी
डेलेच्या कामाबद्दल सदर प्रमाणपत्र देण्यात येत आहे.

मुख्याध्यापक
श्री. गाडगे महाराज प्राथमिक आश्रम शाळा
राहुरी, जि. अहमदनगर



Student's Research Projects Presented at AVISHKAR –

Maharashtra University of Health Sciences

FIRST PLACE AT AVISHKAR 2019-2020 STATE LEVEL INTER-UNIVERSITY RESEARCH COMPETITION - DR URMILA G GAVALI (ASSO. PROF) AND DR SHARMEEN VAZIFDAR




MUHS achieves success in Avishkar competition

NASHIK: The students of Maharashtra University of Health Sciences (MUHS) achieved a success in interuniversity Avishkar research competition. Six students of MUHS who selected in primary round participated in the final

Narkar got first number in commerce management and legal department, while girl-student of Dr Padmashri Vitthalrao Vikhe Patil medical college, Ahmednagar Dr Sharmeen Khurshid Vazifdar came first in post graduation group in engineering and technology department. Dr Simen Xavier of Mumbai's P D Hinduja college bagged second number in humanities, language and fine arts department. Dr Apurva Shimpi and Dr Isha Berade in technology department and pharmacy science department have been honoured with innovation award by Nehru science centre.

Two students got first number, while other two students won innovation award by Nehru science centre and a single student got second number.

Girl-student of Pune's Yashwantrao Chavan college Dr Asmita



Shoun OnePlus



PRIZES WON

Sr. No	Name	Conference	Paper/poster	Award/Prize	Year/Venue
1	Dr. Akash surana	VIMS Paedia	Paper Presentation	Third prize	2012 Ahmednagar
3	Dr.Kanchan Dandwante	GYNECON	Poster Presentation	Third prize	2013 Pune
2	Dr. Swati Agarwal	GYNECON	Paper Presentation	Second prize	2015 Pune
4	Dr.Mukti Harne	GYNECON	Poster Presentation	Second prize	2016 Ahmednagar
5	Dr.Zende P.P.	FIGO	Paper Presentation	Third prize	2016 Pune
6	Dr Kritika Manwar	AICOG, National Conference	Paper Presentation	First Mrs Indumati Zaveri Prize FOGSI	2017
7	Dr.Pradnya Dongargaonkar	International Conference on Women's Health and AMOG'S Zonal Conference	Poster Presentation	Third Place	NOV. 2019
8	Dr. Sharmeen Vaziffdar	Avishkar 2020 Zonal level research competition	Paper Presentation	First Place	2020

Guest Lecture / CME / Conferences / Workshops Conducted & Attended by the Department

- There Was a guest lecture on **OBSTETRIC CARE IN A DEVELOPING SOUTH ASIAN COUNTRY** by **Dr. A.B Chattopadhy**, Prof (OBG), Penang Medical College, Malaysia on 7th of October,2015 in the Departmental Demo Room of OBGY at 3pm.
- Dr. Sangeeta Kalyan [DNB, FRCR, FRCPC), Staff Radiologist at South Shore Regional Hospital, Bridgewater, Nova Scotia, Canada is arranged on Wednesday, 23rd September, 2015 at 2:30 pm in the MET Hall. **Topic: Breast Cancer: Diagnosis and Follow up- An Imaging Perspective.** The faculty & PG Residents of the department of Pathology, Gen. Medicine, Gen.

Faculty recharging strategies (UGC, ASC/ MCI-MET, Refresher / orientation programs, workshops, training programs and similar programs) (5 Years data) Orientation/Refresher/MET/CME

Basic MET Training	<ul style="list-style-type: none"> ✓ Dr .G.S.Aher ✓ Dr .S.A.Shinde ✓ Dr.U.S.Shinde ✓ Dr.S.N.Bhalerao
Research methodology workshop	<ul style="list-style-type: none"> ✓ Dr .G.S.Aher ✓ Dr .S.A.Shinde ✓ Dr.U.S.Shinde ✓ Dr.S.N.Bhalerao

WORKSHOP/SEMINAR/ SYMPOSIUM/ CONFERENCES

Sr.no	Conference/CME	Level(I/N/S/R/L)	year
1	GYNECON	State	2014
2	Workshop on Immunization on Carcinoma cervix	Regional	2014
3	GYNECON	State	2016

Guest Lecture / CME / Conferences / Workshops Attended by the Department

Sr. No.	Name of the Staff	Desi.	Certificate Information
1	Dr. Gautam Aher	Professor & HOD	CME On Pathology of Breast Cancer 11 th Feb 2020
2			Teaching Ethics, 27 th Feb. 2020
3			Awareness Of Skin Care 15 th March 2020
4			Radio-Amalgam 2020 23 rd February2020
5			e-Training Programme-Virtual Reality: For Virtual Human 26 th February 2020
6			National Research Conference -05 th March 2020
7			Use of Mobile for Online Lecture through use of various Apps 24 th March 2020
8			Clinical Trial planning, conduct and Governance 4 th August 2020
9			CME on Pathology of Breast Cancer 11 th Feb. 2020
10			Paedia Oncology 10 th Feb 2020
1	Dr. Urmila Shinde	Associate Professor	CME On Pathology of Breast Cancer 11 th Feb 2020
2			Teaching Ethics, 27 th Feb. 2020
3			Awareness Of Skin Care 15 th March 2020
4			Radio-Amalgam 2020 23 rd February2020
5			e-Training Programme-Virtual Reality: For Virtual Human 26 th February 2020
6			National Research Conference -05 th March 2020

7			Use of Mobile for Online Lecture through use of various Apps 24 th March 2020
8			Clinical Trial planning, conduct and Governance 4 th August 2020
9			CME on Pathology of Breast Cancer 11 th Feb. 2020
10			Paedia Oncology 10 th Feb 2020
1	Dr. Suhas Shinde	Professor	CME On Pathology of Breast Cancer 11 th Feb 2020
2			Teaching Ethics, 27 th Feb. 2020
3			Awareness Of Skin Care 15 th March 2020
4			Radio-Amalgam 2020 23 rd February 2020
5			e-Training Programme-Virtual Reality: For Virtual Human 26 th February 2020
6			National Research Conference -05 th March 2020
7			Use of Mobile for Online Lecture through use of various Apps 24 th March 2020
8			Clinical Trial planning, conduct and Governance 4 th August 2020
9			CME on Pathology of Breast Cancer 11 th Feb. 2020
10			Paedia Oncology 10 th Feb 2020
1	Dr. Pramod Gade	Assi.Professor	Radio-Amalgam 2020 23 rd February 2020
2			e-Training Programme-Virtual Reality: For Virtual Human 26 th February 2020
3			National Research Conference -05 th March 2020
4			Use of Mobile for Online Lecture through use of various Apps 24 th March 2020
5			Clinical Trial planning, conduct and Governance 4 th August 2020
6			CME on Pathology of Breast Cancer 11 th Feb. 2020
1	Dr.Bhalerao Sharayu	ANMO cum Assistant Professor	E-Training Programme-Virtual reality: For Virtual Human 26 th February 2020

- Workshop/Conference Attended By PG Student:**

Sr.No	Topic	Student	Conference	Date	Place
1	Endoscopy In Gynecology ;	Dr.Ishita Bhisikar	-Gynecon 2017	9,10 th September 2017	At Armed Forces Medical College, Pune.
2	Neonatal Resuscitation Programme: First Goldn Minute Project	Dr.Ishita Bhisikar		On 22 nd March 2017	Dvvpf's Medical College & Hospital Ahmednagar
3	Neonatal Resuscitation Programme: First Goldn Minute Project	Dr. Ashish Tale		22 nd March 2017	Dvvpf's Medical College & Hospital Ahmednagar
4	A rare case of bilateral broad ligament fibroid	Dr. Kalyani Patokar	AMOGS Nanded Conference	Feb.2017	Nanded
5	Pregnancy In The Non-Communicating Horn Of Uterus And Transperitonal Migration Of Sperm"	Dr Priyanka Ahuja	-Amogs Nanded Conference	Feb.2017	Nanded
6	Basic Research Methodology Workshop	Dr.Mayuri Pawar		03 March 2021 to 05 March 2021	Dvvpf's Medical College & Hospital Ahmednagar
7	CPD(Online)on Revealing Biochemical And clinical Aspects in COVID	Dr.Mayuri Pawar		8 th June 2021	Dvvpf's Medical College & Hospital Ahmednagar
8	Webinar on Thalassemia Update on world Thalassemia Day	Dr.Mayuri Pawar		8 th May 2021	Dvvpf's Medical College & Hospital Ahmednagar

9	CPD Webinar on Endoscopic Approach And Detailed Anatomy on Nose,PNS & Anterior Skull Base With Cadaveric Dissection	Dr. Iffat ahmed			Dvvpf's Medical College & Hospital Ahmednagar
10	CPD(Online)on "Current Guideline For Management of Tupe 2 daibetes Mellitus	Dr. Iffat ahmed		24 th August 2021	Dvvpf's Medical College & Hospital Ahmednagar
11	CPD Webinar on Endoscopic Approach And Detailed Anatomy on Nose,PNS & Anterior Skull Base With Cadaveric Dissection	Dr.Aparna Bavache			Dvvpf's Medical College & Hospital Ahmednagar
12	CPD(Online)on "Current Guideline For Management of Tupe 2 daibetes Mellitus	Dr.Aparna Bavache		24 th August 2021	Dvvpf's Medical College & Hospital Ahmednagar

PUBLICATIONS OF FACULTY

Sr. No.	Name of Article	Authors	Name of Journal	ISSN No.	Publication Detail			
					Year	Month	Vol. No.	Page No.
1.	The Hers Trial Report: A Prospective, Open-Lebal study on efficacy &Tolerability of ferrous Ascorbate (Orofer-Xt Tablet) in	Dr. G S Aher	Int. J of gyn & Obg India.		2005	July	8	23-30
2.	To find out the incidence and causes of meconium Aspiration in new born in Rural area	Dr. G S Aher	The Antiseptic	10	2010	Oct.	107	
3.	Clinical Study of out come of early pregnancy Termination using oral mifepristone & misoprostal vaginally in	Dr. G S Aher	Antiseptic	11	2010	Nov.	107	533-535
4.	Body Friendly, Safe & Effective Regimen of Mgso4 For Eclamsia	Dr. G S Aher Dr. U G Gavali	Int J Med Res Health Sci	2319-5886	2013	Jan. To March	2-1	83-86
5.	Evolution Of Child Birth	Dr. G S Aher Dr. S Mhaske Dr. S A Shinde Dr. M R Kulkarni	Indian journal of Peadiatric Education And Research	2321-1644	2013	Jan. To March	1-1	19-25
6.	Manual Vaccum Aspiration An Hour Care Surgery	Dr. G S Aher Dr. S A Shinde Dr. C D Mishra Dr. M R Kulkarni	The Antiseptic	0003-5998	2013	June	110-6	287-289
7.	Pioneers Of Phototherapy	Dr. S Mhaske Dr. V K Kadam Dr. S Tarde	Indian Journal of Ancient	4	2013	Oct.- Dec	6-4	23-24

		Dr. N Akolkar Dr. G S Aher	Medicine and Yoga					
8.	Influence of socioeconomic status and demographic factors on antenatal care utilization	Dr. S G Patil Dr. G S Aher Dr. U G Gavali	Indian J of Trauma & Emergency Pediatrics	2348-9987	2014	January - June	6-1,2	7-10
9.	Manual Vacuum Aspiration-Walk in and walk out procedure	Dr. G S Aher Dr. S A Shinde Dr. U G Gavali	VIMS Health Science journal	2348-523X	2014	March	1-1	6-10
10.	Subsequent pregnancy outcome following MTP: by Medical Method	Dr. S K Rath Dr. P Chalukya	VIMS Health Science Journal	2348-523X	2014	September	1-3	115-117
11.	Influence of education and socioeconomic factors on acceptance of medical management of DUB	Dr. K S Dandwate Dr. G S Aher Dr. S A Shinde	Word J of Pharmaceutical Research	2277-7105	2015	January	4-3	1826 - 1834
12.	Ferric Carboxymaltose injection in the treatment of postpartum iron deficiency anemia	Dr. H M Mandhane Dr. G S Aher	VIMS Health Science journal	2348-523X	2015	March	2-1	5-9
13.	Non Descent Vaginal Hysterectomy (NDVH) Our Experience at tertiary care center	Dr. S A Shinde Dr. G S Aher Dr. U G Gavali	Indian J of Basic & Applied Medical Research	P-2250-284X E-2250-2858	2015	December	5-1	151-156
14.	Clinical Study of Postpartum Eclampsia	Dr. S K Rath Dr. S Agrawal	International J of Science and Research (IJSR)	2319-7064	2016	March	5-3	1555 - 1557
15.	Management of	Dr. M H Harne	Internatio	2319-	2016	May	5-5	659-

	Cervical Fibroids in Perimenopausal and Postmenopausal Females	Dr. S K Rath Dr. G S Aher	nal J of Science and Research (IJSR)	7064				665
16	Comparative study between nifedepine & isoxsuprine for suppression of preterm labour	Dr. S A Shinde Dr. G S Aher Dr. U G Gavali	Indian journal of maternal fetal and neonatal medicine	p-2347-999x e-2455-8273	2016	Jan-june	3-1	5-8
17	To evaluate the safety & efficacy of I.V.iron sucrose-complex in pregnant women with moderate to severe iron deficiency anemia	Dr. U G Gavali Dr. G S Aher Dr. S A Shinde	International journal of education & research in health sciences	p- 2455-555X , e-2455-2410	2017	July-sep	3-3	134-138
18	Awareness & practices regarding menstrual abnormalities in adolescents	Dr. K K Karle Dr. G S Aher Dr. U G Gavali	Indian journal of obstetrics & gynaecology		2017	April-June	5-2	98-101
19	Study of role of intrapartum transcervical amnioinfusion in labour complicated by meconium stained amniotic fluid	Dr. U G Gavali Dr. G S Aher Dr. S A Shinde Dr. S N Mhaske	Indian journal of basic & applied medical research	P-2250-284X E-2250-2858	2017	sep	6-4	389-397
20	Evaluation of risk of malignancy indices in the preoperative diagnosis of ovarian malignancy	Dr. S K Chavan Dr. G S Aher Dr. S A Shinde Dr. U G Gavali	World journal of pharmacy & pharmaceutical science	2278-4357	2017		6-4	1586 - 1595
21	Study of use of	Dr.P.V.Reelkar	Scholars	p-2347-	2018	Apr	6-4	1796

	single dose of oral mifepristone in induction of labour	, Dr.A.A.Solunke Dr. G S Aher Dr. U G Gavali	journal of applied medical science	954x e-2320-6691				- 1800
22	Study of socio-economic & clinical profile of fibroids undergoing surgical treatment in tertiary care center	Dr. S A Shinde Dr. U G Gavali Dr. G S Aher	Scholars journal of applied medical science	p-2347-954x e-2320-6691	2018	june	6-6	2466 - 2470
23	Pelvic inflammatory disease-Across sectional prospective study at a tertiary care center	Dr. S A Shinde Dr. U G Gavali Dr. G S Aher	International journal of clinical and biomedical research	p-2395-0471 e-2521-0394	2018	-	4-3	61- 64
24	Prediction of fetal weight in term pregnancy comparison of clinical methods and USG	Dr. S N Bhalerao, Dr. G S Aher	VIMS Health Science journal	2348-523X	2018		5	117- 121
25	Study of course of labour by using partograph	Dr.P.V.Reelkar, Dr.A.A.Solunke Dr. G S Aher Dr. S A Shinde	VIMS Health Science journal	2348-523X	2018	march	5-1	33- 37
26	Study of Morphological and Histopathological Changes in placenta in preeclampsia and its association with Maternal and fetal outcome	Dr. Ashish Tale Dr. G S Aher Dr. U G Gavali Dr. S A Shinde	Scholars journal of applied medical science	p-2347-954x e-2320-6691	2018	Oct	6- 10	3374 - 3778
27	The Effect of BMI on	Dr. Pallavi	Indian	p-2321-	2018	MAY-	6-3	279-

	Pregnancy Outcome Innulliparous Women	Tidke Dr. G S Aher Dr. S A Shinde Dr. U G Gavali	Journal of Obstetrics and Gynecology	1636 e-2455-5339		JUNE		281
28	Hysterosalpingographic Findings in infertility Patients	Dr. G S Aher Dr.U.Shinde	Scholars Middle East Publishers ,Dubai,United Arab Emirates	2413-4910	2019	January	5-1	81-86
29	Role of Contraceptive Counselling amongst Postpartum women and its Acceptance	Dr. Ishita Bhisikar Dr. S N Bhalerao Dr. G S Aher	Scholars journal of applied medical science	p-2347-954x e-2320-6691	2019	Feb	7-2	685-689
30	To Study the Correlation of foot length and Gestational Age in new born Babies	Dr. G S Aher	Vims Helth Science Journal	-	2019	March	6-1	
31	A Study of Primary Caesarean Section in Parous Females	Dr. S Bhalerao Dr. G S Aher Dr. P V Reelkar	Indian Journal of Obstetrics and Gynecology	p-2321-1636	2019	April june	7-2	281-286
32	Study of Ormeloxifene v/s Norethisterone in management of perimenopausal DUB	Dr. P P. Agrawal Dr. U S. Shinde Dr. S A Shinde Dr. G S Aher	VIMS Health Science journal	2348-523X	2019	JUNE	6-2	30-33
33	Non Obese and Obese Women with Polycystic Ovary Syndrome- Their Metabolic Characteristics and	Dr. P G Dongargaonkar Dr. G S Aher Dr. U G Gavali	Scholars international journal of obst & gyn	p-2616-8235 e-2617-3492	2020	March	3-3	72-74

	Insulin Resistance							
34	A prospective interventional study to compare the efficacy of syringe suction drainage system for prevention of subcutaneous seroma formation as compared to abdominal closure without a drain	Dr. S K Vazifdar Dr. U G Gavali	International Journal of Reproduction, Contraception, Obstetrics and Gynecology	p- 2320-1770 e-2320-1789	2021	July	10-7	2780-2784
35	Study of b lynch sutures in atonic PPH :a prospective study	Dr. I W Ahmed Dr. S A Shinde Dr. U G Gavali Dr. G S Aher	Global Journal For Research Analysis	2277 - 8160	2021	july	10-7	53-55
36	Myoinositol with Metformin and Myoinositol alone in infertile PCOS women undergoing ovulation induction cycles: A comparative study	Dr. P R Gade Dr. S K Vazifdar Dr. G S Aher	International Journal Of Clinical And Biomedical Research	p-2521-0394 e-2395-0471	2021	June	7-2	6-10
37	A Cross Sectional Study to Evaluate Decision to Delivery Interval in Emergency Caesarean Section at a Tertiary Care Hospital	Dr. P R Gade Dr. S K Vazifdar Dr. G S Aher	VIMS Health Science journal	2348-523X	2021	June	8-2	67-70

BOOKS / CHAPTERS CONTRIBUTED BY FACULTY

Name OF The book

Sr. No.	Name of Book	Author	Publisher	Year of Publication	ISBN NO.
1	Pediatric Milestones	Dr. G S Aher	Jaypee Brothers Medical publisher	2013	

Name of the Chapter

Sr. No.	Name of Chapter	Chapter Author	Name of Book	Main Auther	Name of Publisher	ISBN NO'	Year
1	Sacropexy & Colpopexy	Dr. S K Rath	Operative Obstetrics & Gynaecology	Puri & malhotra	Jaypee publication FOGSI book		2014
2	Pioneers in Research	Dr.Gautam S.Aher	Research Guide	Sumil Natha Mhaske	Vora Medical Publication	978-81-8406-042-3	2018

Intellectual property (Patents) of Faculty

Dr. Urmila G.Gavali AND DR. Sharmeen Vazifdar

PATENT ON SYRINGE SUCTION DRAINAGE SYSTEM

POSTER PRESENTATION

Sr. No.	Name of Poster	Presenter	Name of Conference	Place of Conference	Local/ State/ national/ International	Date/ Year	Rank
1	Mayer-Rokitansky – kuster hauser syndrome with right ectopic pelvic kidney	Dr. Akash Surana	World congress on Silemnas in OB/GY	Nagpur	International	02/12/12	
2	Squamous cell carcinoma in an ovarian dermoid cyst	Dr. Akash Surana	AMOGS 2012	Kolhapur	National	28 th to 30 th Dec. 2012	
3	Case report- Uterine didelphys with cervical incompetence	Dr. Meghana Kulkarni	World congress on dilemnas in OB/GY	Nagpur	International	02/12/12	
4	Suction curettage as first line treatment in cases with caesarean scar pregnancy	Dr. Meghana Kulkarni	AMOGS 2012	Kolhapur	National	28 th to 30 th Dec. 2012	
5	Mad Quest for Male Child	Dr. Kanchan Dandawate	MASTCON 2013	Ahmednagar	National	23.11.2013	
6	A case report – Giant Encephalocel	Dr. Suvarna Patil	MASTCON 2013	Ahmednagar	National	23.11.2013	

7	Diagnostic dilemma of Adnexal Mass GIANT BOAD LIGAMENT FIBROID '	Dr. Hrishikesh Mandhane	Gynecon 2014	Ahmed nagar	National	1.3.2014	3
8	Placental site trophoblastic tumour- case report	Dr. Mukti Harne	Amogs 2015	Solapur	National	7.2.2015	
9	Abdomen the pandora box- luteal cyst rupture- an emergency	Dr. Hrishikesh Mandhane	Amogs 2015	Solapur	National	7.2.2015	
10	Prediction of preeclampsia role of placental laterality by USG	Dr.Savita Chavan	Amogs 2015	Solapur	National	7.2.2015	
11	Dysgermoma :An uncommon Ovarian tumour	Dr.Swati Agrawal	AICOG 2017	Hyderabad	National	27-29 th January 2017	
12	Case of Ruptured ectopic preg in Rudimentary horn.	Dr.Kalika Karle	AMOGS 2016	Shirdi	National	12-14 th February	
13	A case of Mid Trimester Fibroid in pregnancy managed successfully with Myomectomy	Dr.Pallavi Tidke	AMOGS 2017	Nanded	National	February-2017	

14	A Rare case of Massive bilateral broad ligament Fibroid	Dr.Kalyani Patokar	AMOGS 2017	Nanded	National	February-2017	
15	Pregnancy in the Rudimentary horn of Uterus with Transperitoneal Migration of Sperm	Dr.Priyanka Ahuja	AMOGS 2017	Juhu, Mumbai	National	11-12 TH March 2017	
16	An Unusual presentation of Pyomentra in postmenopausal women with Previous C.S.	Dr.Ashish Tale	AMOGS 2017	Nanded	National	February-2017	
17	Chorangioma -A rare Placental tumour	Dr.Ashish Tale	Gynecon 2017	AFMC Pune	international	September - 2017	
18	A Rare case of Ruptured Ectopic pregnancy in rudimentary horn of an Unicornuate Uterus	Dr.Ishita Bhisikar	Gynecon 2017	AFMC Pune	International	9-10 September 2017	
19	First trimester post –abortal placenta increta: A case report	Dr Purva Reelkar	Inventum 2018	Pravara Institute of Medical	National	30-31 st March 2018	

				Science s, Loni, Ahmed nagar			
20	A Rare Case of Carcinosarcoma Uterus	Dr.Pradnya G.Dongarga onkar	International conference on Women's Health & AMOGS Zonal Conference	Loni	International	10th November 2019	Winner
21	Bilateral Ovarian Masses With Different Histopathologies	Dr.Pooja P.Agrawal	International conference on Women's Health & AMOGS Zonal Conference	Loni	International	10 th November 2019	
22	Dysgerminoma – A Case Report On Pre Malignant Tumor	Dr.Shantanu Rajmane.	International Conference on Women's Health & AMOGS Zonal Conference.	Rural Medical College ,Loni	International	10 th November 2019	
23	A large abdomino- pelvic mass of leiomyoma with ovarian cystadenoma	Dr.Yogita Kadam	International Conference on Women's Health & AMOGS Zonal Conference.	Rural Medical College ,Loni	International	10 th November 2019	
24	True giant broad ligament fibroid – A surgical and diagnostic	Dr.Neha Ragavn	International Conference on Women's Health & AMOGS Zonal	Rural Medical College ,Loni	International	10 th November 2019	

	challenge		Conference.				
25	Large ovarian cystadenocarcinoma : A case report	Dr.Sharmeen Vazifdar	International Conference on Women's Health & AMOGS Zonal Conference.	Rural Medical College ,Loni	International	10 th November 2019	
26	A rare case of sex differentiation – androgen insensitivity syndrome	Dr.Iffat Ahmed	International Conference on Women's Health & AMOGS Zonal Conference.	Rural Medical College ,Loni	International	10 th November 2019	
27	Brenner tumor of ovary : an incidental finding	Dr. Aparna Bavache	International Conference on Women's Health & AMOGS Zonal Conference.	Rural Medical College ,Loni	International	10 th November 2019	

Poster Presented By PG Student



PAPER PRESENTATION

Sr. No.	Name of Paper	Presenter	Name of Conference	Place of Conference	Local/ State/ national/ International	Date/ Year	Rank
1	A case series on Maternal and Perinatal outcome of Jaundice in pregnancy	Dr. Akash Surana	VIMS Paedia 2012	Ahmednagar	International	27/10/2012	
2	Pregnancy outcome after cervical encircalage	Dr. Maghana Kulkarni	VIMS Paedia 2012	Ahmednagar	International	27/10/2012	
3	Anecephaly & spinabifida – A case report	Dr. Kanchan Dandawate	VIMS Paedia 2012	Ahmednagar	International	27.10.2012	
4	Case report- unusual presentation of cervical fibroid	Dr. Akash Surana	56 th AICOG 2013	Mumbai	National	15 to 20 Jan. 2013	
5	Case report- androgen insensitivity syndrome	Dr. Maghana Kulkarni	56 th AICOG 2013	Mumbai	National	15 to 20 Jan. 2013	
6	Role of USG in Evaluation of first trimester cong. Anomalies	Dr. Kalika Karle	Gynacon 2015 AFMC	Pune	National	October-2013	
7	Placental study in IUGR	Dr. Kanchan Dandawate	Armed force Medical College 'GYNACON 2013'	Pune	National	1.3.2013	2
8	Histopathological	Dr.	Armed	Pune	National	1.10.2	

	study of ovarian tumor	Suvarna Patil	Armed force Medical College 'GYNACON 2013'			013	
9	Critical Analysis of obstetrics patients admitted in HDU and ICU	Dr. Mukti Harne	Gynecon 2014	Ahmednagar	National	1.3.2014	
10	Comparison of contraceptive compliance of those undergoing medical and surgical abortion	Dr. Mukti Harne	Armed force Medical College 'GYNACON 2015'	Pune	National	25,26th Sept. 2015	
11	Teenage pregnancy and its outcome in tertiary care centre	Dr. Mukti Harne	Amogs 2015	Solapur	National	6.2.2015	
12	Ferric carboxymaltose injection in the treatment of postpartum iron deficiency anemia	Dr. Hrishikesh Mandhane	Amogs 2015	Solapur	National	6.2.2015	
13	Evaluation of human amniotic membrane as a wound dressing	Dr. Savita Chavan	GYNACON 2015 AFMC	Pune	National	25-26th Sept 2015	
14	Dependence on USG in estimating accurate fetal birth weight	Dr. Swati Agrawal	Gynacon 2015 AFMC	Pune	National	September 2015	2 nd prize
15	Ultrasound in labour monitoring	Dr. Kritika Manw	AMOGS-2016	Shirdi	National	12 to 14 Feb	

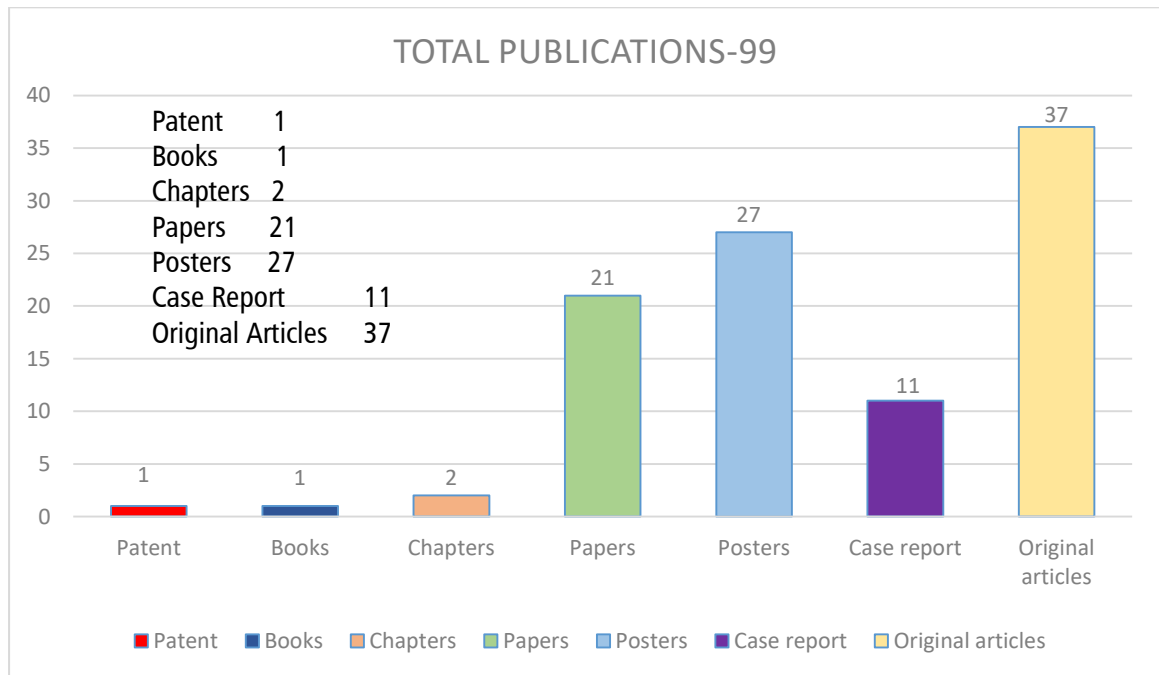
		ar				2016	
16	Analysis of ovarian mass in unmarried women	Dr.Kritika Manwar	FOGSI 2017	Ahmedabad	National	25/01/2017 to 29/01/2017	
17	Study of course of labour using partograph	Dr Purva Reelkar	AMOGS 32 nd Annual Conference	Pune	National	9-11 th Feb 2018	
18	Maternal and fetal outcomes in isolated oligohydroamnios at term	Dr Ishita Bhisikar	AMOGS 2019	Mahableshwar	National	8-10 February	
19	Perinatal outcome in meconium stained amniotic fluid in uncomplicated pregnancy.	Dr Priyanka Ahuja	Inventum 2018 Pravara Institute of Medical Sciences	Loni Ahmednagar	National	29-31 st March 2018	
20	Maternal Obesity and pregnancy outcomes	Dr Pallavi Tidke	AMOGS 32 nd Annual Conference	Pune	National	9-11 th Feb 2018	
21	Endoscopic approach in infertility: HSG vs hysterolaparoscopy	Dr Ashish Tale	AICOG 2019	Bengaluru	National	8-12 TH January 2019	

ORIGINAL CASE REPORT

Sr. No.	Name of Article	Authors	Name of Journal	ISSN	Publication Detail			
					Year	Month	Vol. No.	Page No.
1	Case report – Unusual presentation of cervical fibroid	Dr. G S Aher Dr.S A Shinde Dr.S A Dilip	Ind. J of Obst. & Gyn.	p-2394-2746 e-2394-2754	2013	Jan. To June	1	2321 -
2	Case report – Uterine Didelphys with cervical incompetence	Dr. G S Aher Dr.U G Gavali Dr.M Kulkarni	Int. J Med. Res. Health Sci.	2319-5886	2013	January	2	281-283
3	Case report – Female genital tuberculosis cause of primary amenorrhea in young unmarried women	Dr. P P Zende Dr. G S Aher Dr.K Dandavate	J of evolution of medical & dental Sci.	p-2278-4748 e-2278-4802	2013	June	2	3924 - 3928
4	Midline Fusion Defect	Dr. M R Kulkarni Dr. G S Aher	Unique J of Med. & Den. Sci.	2347-5579	2013	Oct. To Dec.	1	63-65
5	Case report – Huge Fibroid-Polyp	Dr. A D Surana Dr.U G Gavali Dr. G S Aher	Scolars J of med. Case report	2347-6559	2014	On line	2	78-79
6	Abdomen the PANDORA BOX Luteal cyst rupture an emergency	Dr. H M Mandhane Dr. G S Aher	VIMS Health Science journal	2348-523X	2015	June	2	63-65
7	Case report – Large ovarian	Dr. Swati Agrawal	Int. J of scientific	p-2321	2015	June	3	143-145

	tumour Indian J of scientific study	Dr.S K Rath Dr. G S Aher Dr.U G Gavali	study	- 6379 e- 2321 - 595X				
8	Case report – of primary ovarian ectopic pregnancy	Dr. S A Shinde Dr.U G Gavali Dr. G S Aher	Int. Of Healthcar e & BioMed. Research	2319-7072	2015	July	3	68 - 70
9	Case report – A rare case- Placenta site Trophoblastic Tumour	Dr. Mukti S Harne Dr.A A Solanke Dr.S K Rath Dr.U G Gavali	VIMS Health Science journal	2348-523X	2015	September	2	107-108
10	Congenital Hypoplasia of Depressor Angularis Oris and Orbicularis Oculi Muscle	Dr. G S Aher Dr.S N Mhaske Dr.U G Gavali Dr.L Bulsara	Pediatric Edu. And Res.	2321-1644	2016	January to April	4	43-48
11	A rare case of ruptured ectopic pregnancy in rudimentary horn of unicornuate uterus	Dr.S.N.Bhalerao Dr.K A Patokar Dr.G.S.Aher	VIMS Health Science journal	2348-523X	2017	December	4	198-201

GRAPHICAL REPRESENTATION OF PUBLICATION



RESEARCH PROJECT

Sr. No.	Topic of Dissertation	Name Of Student	Name of Guide	Year of Admission
1	A comparative study of post operative complications of vaginal vs abdominal hysterectomy	Dr. Akash Surana	Dr. N G Gurde	2011
2	Role of antepartum NST in detection of fetal outcome in high risk cases.	Dr. Meghana Kulkarni	Dr. G S Aher	2011
3.	Evaluation of laparoscopic surgeries in Gynaecological cases	Dr. Suvarna Patil	Dr. G S Aher	2012
4.	To compare the efficacy of suture materials polyalactin violet polyglycaprone as subcuticular suture on skin closure of operative patients.	Dr. Kanchan Dandawate	Dr. N G Gurde	2012
5.	Postaglandin E! In prevention of post partum bleeding: route of administration .	Dr. Mukti Harne	Dr. Mrs. A A Solunke	2013
6.	Early Neonatal outcome in meconium stained amniotic fluid in uncomplicated pregnancies	Dr. Hrishikesh Harne	Dr. G S Aher	2013
7.	Prospective study to evaluate the safely, efficacy & acceptance of intravenous Iron deficiency anaemia.	Dr. Savita Chavan	Dr. G S Aher	2013
8.	Role of Nifrdipine and Nitroglycerine in the manegment	Dr. Swati Agrawal	Dr.	2014

	of preterm labor		A.A.Solunke	
9.	Evaluation of the efficacy and safety of a high loading dose of intravaginal misoprostol in the second trimester abortion	Dr. Kalika Karle	Dr. G S Aher	2014
10.	Perinatal outcome after antepartum diagnosis of oligohydramnios	Dr. Kritika Manwar	Dr. G S Aher	2014
11.	Study on the effect of anemia on pregnancy outcome	Dr. Pallavi Tidke	Dr. G S Aher	2015
12.	Role of amino acid infusion in the management of oligohydroamnios and intrauterine growth restriction.	Dr. Priyanka Ahuja	Dr. S K Rath	2015
13.	Assessment of maternal and fetal outcome in pregnancy beyond 40 weeks of gestations	Dr. Kalyani Patokar	Dr. G S Aher	2015
14	Study of efficacy of single dose of prophylactic IV Ceftriaxone in prevention of postoperative infections in elective LSCS	Dr. PURVA REELKAR	Dr. Mrs. A A Solunke	2016
16	Role of colposcopy in evaluation of unhealthy cervix	Dr. Ishita Bhishikar	Dr. G S Aher	2016
17	Study of comparison of IV Paracetamol versus IV Tramadol in labour analgesia	Dr. Ashish Tale	Dr. G S Aher	2016
18	A study of primary caesarean section, maternal and neonatal	Dr. Subuhi Nishad	Dr. G S Aher	2017

	outcome in a tertiary care centre			
19	To study the acceptance, efficacy and adverse effects of post-placental insertion of intrauterine contraceptive device	Dr. Pradnya Dongargaonkar	Dr. G S Aher	2017
20	Study of socioeconomic profile, indications and complications in patients undergoing hysterectomy at tertiary care center	Dr. Pooja Agrawal	Dr. Suhas shinde	2017
21	Comparative study of acceptability, efficacy and safety of manual vacuum aspiration versus medical method of termination in termination of pregnancy up to 9 weeks of gestational age.	Dr. YogitaKadam	Dr. G S Aher	2018
22	Study of socioeconomic and clinical profile of utero -vaginal prolapse: Descriptive longitudinal study.	Dr. Neha Ragavan	Dr. Suhas shinde	2018
23	A study of maternal and neonatal outcome in patients with premature rupture of membranes with gestational age more than 28 weeks.	Dr. Shantanu Rajmane	Dr. G S Aher	2018
24	A descriptive cross sectional study of Vitamin D deficiency in pregnant women and it's	Dr. Sharmeen Vazifdar	Dr.Urmila Shinde	2020

	correlation with maternal and neonatal outcome in a tertiary care center.			
25	Prospective observational study of clinic-pathology of ovarian tumors.	Dr. Iffat Ahmed	Dr. Suhas shinde	2020
26	A prospective observational longitudinal study of Clinicopathological evaluation of postmenopausal per vaginal bleeding in tertiary care hospital in rural area.	Dr. Aprna Bavache	Dr. G S Aher	2020
27	A prospective observational longitudinal study of Clinicopathological evaluation of postmenopausal per vaginal bleeding in tertiary care hospital in rural area	Dr. Kalyani Barde	Dr. G S Aher	2021
28	Maternal and neonatal outcome in singleton breech delivery, A prospective observational study in tertiary care centre.	Dr. Mayuri Pawar	Dr. Urmila Shinde	2021
29	Correlation of serum lactate dehydrogenase with maternal & perinatal outcome in pre-eclampsia and normotensive pregnant Patients in a tertiary care hospital: a case control study.	Dr Sai Waikar	Dr. Suhas shinde	2021

Resource Person /Faculty /Guest Speaker for Various Conferences Seminars/Workshops

1) Dr. G S Aher as Delegate at GYNAECON 2014



2) Dr. G S Aher as Guest speaker at Pravra LONI- March 2015-



3) Dr. G S Aher as Guest speaker at Rahuri Vidyapeeth- Nutrition in women (2017)




4) Lecture on Communication Skill Training By Dr.Suhas Shinde (Professor)



Faculty of the Department as Ph.D. Guides (Internal as well as External) (as on this day):

Dr. Gautam Aher has been external examiner for PhD Examination at KMC Manipal, (May 2017)



ACTIVITY CALENDAR

1. Conducting Breast Feeding in 1st week of August
2. Women's Day Celebration 8th march 2021(Dr.Urmila Gavali Speaker on that women's day Celebration)
3. Mobile Clinic
4. UHC/Camp
5. Participation In Navdurga.
6. Rangoli Competition

1) WOMEN'S DAY CELEBRATION



Women's day celebration 2020



2) POSTER COMPETITION





3)RANGOLI COMPLETION



4) HEALTH CAMP ORGANISED BY OUR DEPARTMENT



EXTRACURRICULAR ACTIVITY

1) Dashera Celebration



OPD /IPD DATA OF OBSTETRICS & GYNECOLOGY DEPARTMENT

1) No of patients treated in OPD during the Period 2016 To 2018

2016			2017			2018		
New	Old	Total	New	Old	Total	New	Old	Total
24308	23012	47320	24551	23142	47693	25920	24538	50458

2) No. of patients treated in OPD during the Period 2018 To 2020

2018			2019			2020		
New	Old	Total	New	Old	Total	New	Old	Total
25920	24538	50458	31391	29713	61104	17154	16935	34089

3) No of patients treated in OPD during the Period 2016 To 2018

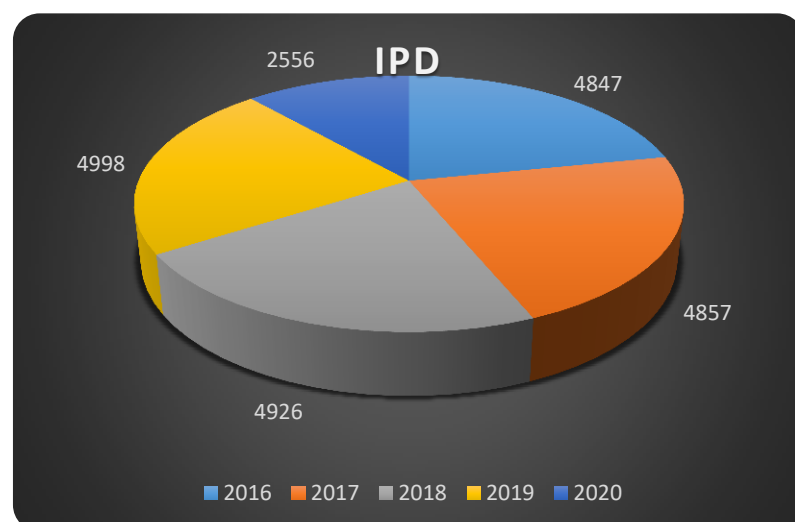
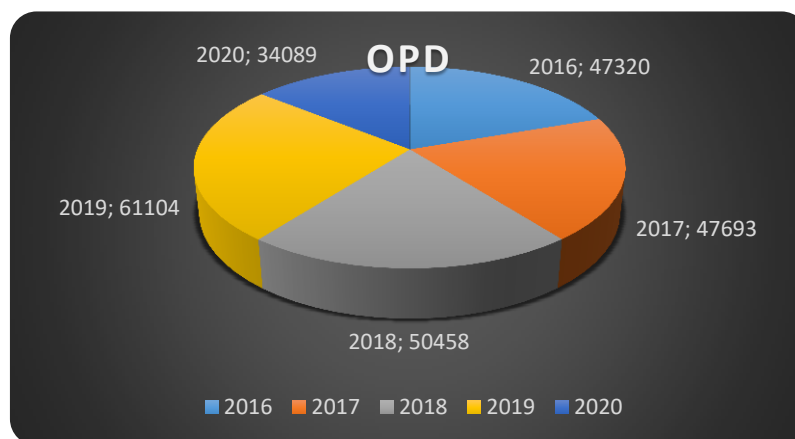
2016			2017			2018		
Bed.	Admn.	Disch.	Bed.	Admn.	Disch.	Bed.	Admn.	Disch.
26533	4847	4472	26666	4857	4494	26994	4926	4830

4) No of patients treated in IPD during the Period 2018 To 2020

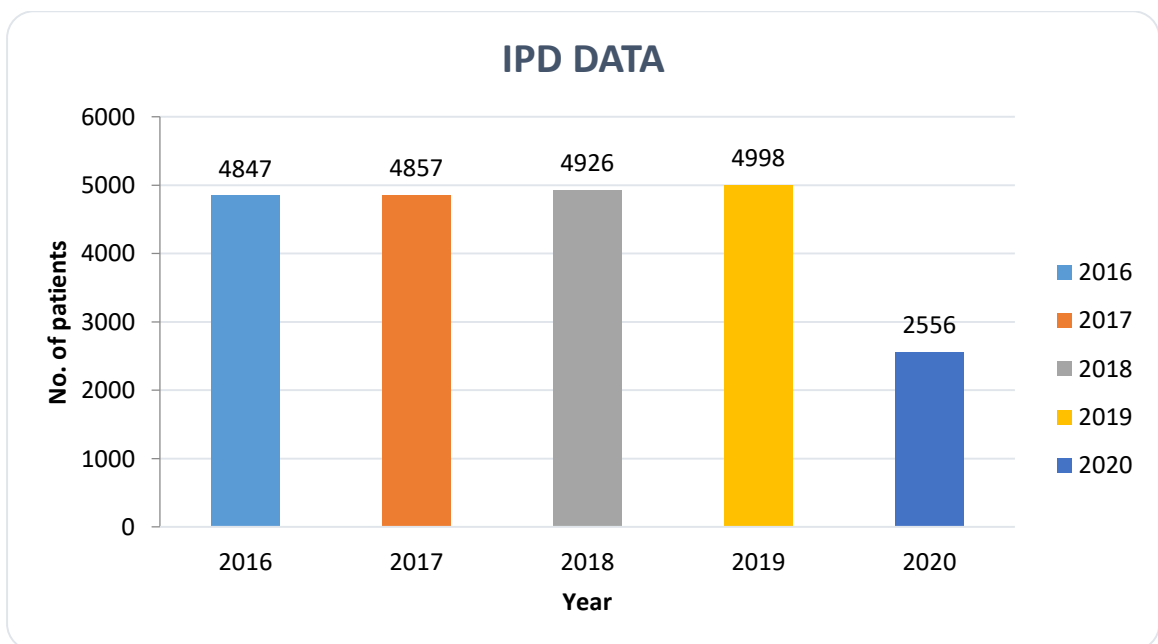
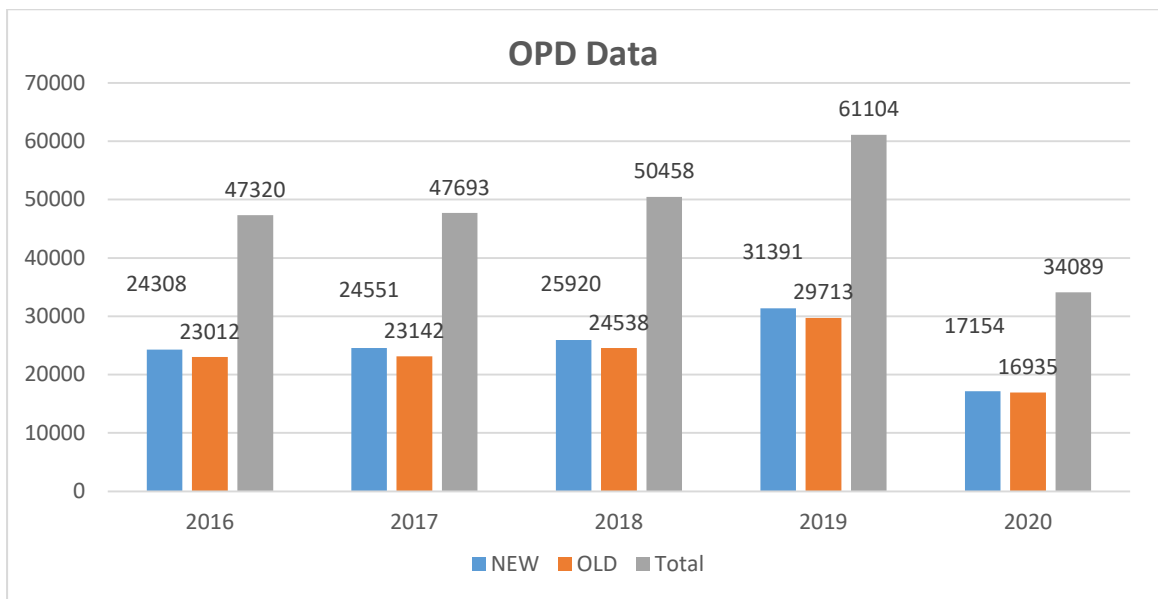
2018			2019			2020		
Bed.	Admn.	Disch.	Bed.	Admn.	Disch.	Bed.	Admn.	Disch.
26994	4926	4830	27011	4998	5867	24329	2556	2859

GRAPHICAL REPRESENTATION OF OPD /IPD DATA OF OBSTETRICS & GYNECOLOGY DEPARTMENT

YEAR	NEW	OLD	IPD
2016	24308	23012	4847
2017	24551	23142	4857
2018	25920	24538	4926
2019	31391	29713	4998
2020	17154	16935	2556



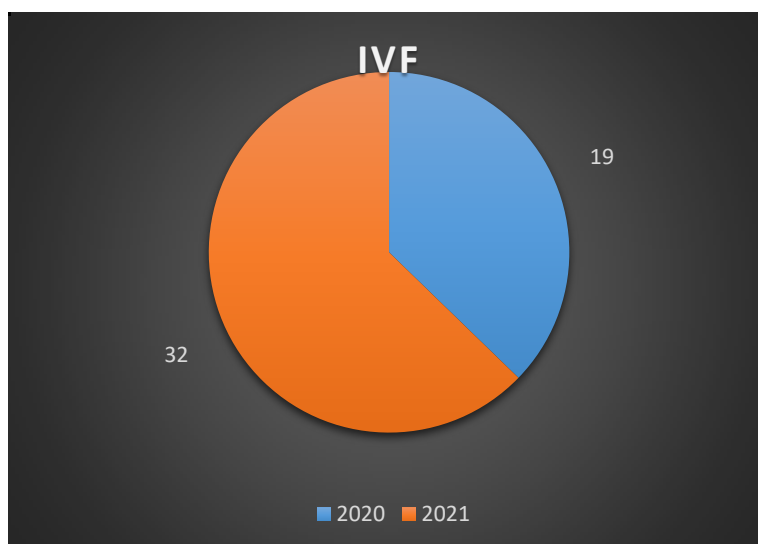
YEAR	NEW	OLD	Total
2016	24308	23012	47320
2017	24551	23142	47693
2018	25920	24538	50458
2019	31391	29713	61104
2020	17154	16935	34089



GRAPHICAL REPRESENTATION OF IVF & IUI PATIENT DATA

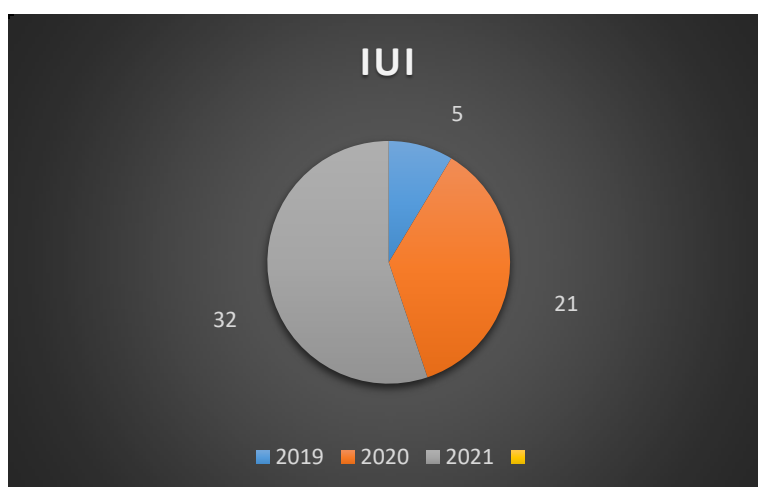
1) IVF Patient Data

Sr. No.	Year	IVF Patients
1	2020	19
2	2021	32



2) IUI Patient Data

Sr. No.	Year	IUI Patients
1	2019	05
2	2020	19
3	2021	32



SPECIAL FEATURES OF DEPARTMENT

- The department of obstetrics and gynecology believes in providing quality services with a human touch to all the rural and urban woman visiting the outdoor and indoor sections.
- The OPD houses various specialty clinic for adolescent health, endocrinal disorders , female genital tract malignancies and sexually transmitted diseases (in collaboration with the department of skin and VD).
- Infertility clinics offers facilities for couple checkup, investigations and high tech procedures like IUI etc. The IVF lab is also being developed.
- Antenatal clinics involves pregnancy checkup,birth preparedness and complication readiness.
- Postnatal and post-abortal clinics provide checkup and contraception advice.
- The ICTC center has facilities for voluntary testing for HIV.
- Facilities for investigation like cervical cytology, non stress test ,and USG are available like on OPD basis.
- Minor operative interventions like cervical cautarisation , cuT Insertion ,MVA and endometrial sampling are also done.
- Health education activities on themes like breastfeeding ,early detection of cancers and antenatal nutrition are regularly held.
- The wards in the department have facilities for antenatal, postnatal and gynaecological care as well as critical care and oncosurgical treatment.
- Special room exists for eclampsia , high risk pregnancies.
- A well woman corner has been assigned for providing counselling and advice.
- The operation theatres are well equipped with facilities for all kinds of obstetrics and gynecological surgeries .
- Endoscopic surgeries like laparoscopy ,hysteroscopy ,colposcopy are also performed.
- MPJAY scheme , RGJAY, IPF ,like various schemes are available for obstetrics and gynecological surgeries .

FUTURE SCOPES OF DEPARTMENT

1. Advanced laparoscopy set up
2. Fellowships in laparoscopy, Gynaec-oncosurgery, High risk pregnancy

DEPARTMENTAL PROFILE

DR. VITHALRAO VIKHE PATIL FOUNDATION'S MEDICAL COLLEGE & HOSPITAL

📍 Dr. Vithalrao Vikhe Patil Foundation's,
Medical College & Hospital
Opp. Govt. Milk Dairy, Vadgaon Gupta, Post MIDC,
Ahmednagar - 414111 (M.S.) India.

☎ 0241 – 2778042, 2777059, 2779757

✉ dean.vimsmch@gmail.com

🌐 www.vimsmch.edu.in